



CUSTOMER

PROJECT

LOCATION

DATE/BY

4/24/2017

JH

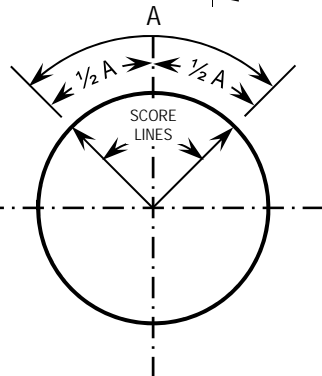
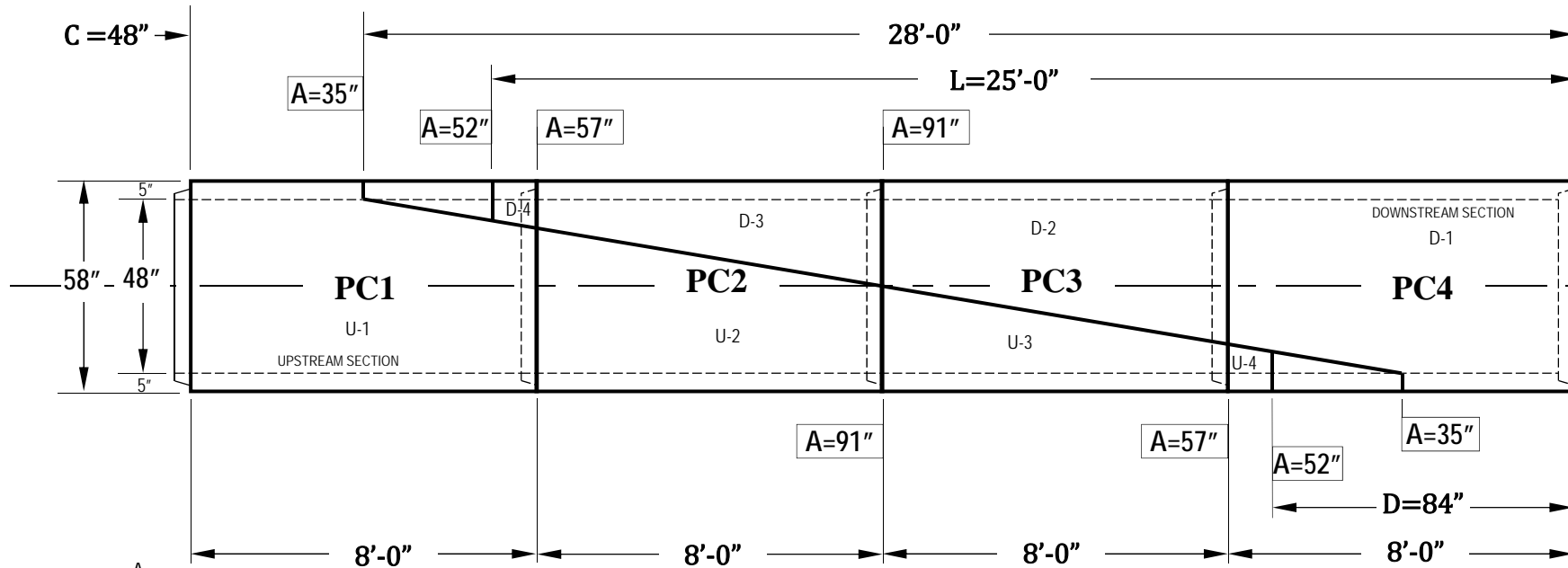
**MITERED REINFORCED CONCRETE PIPE
FOR TDOT TYPE II SAFETY END TREATMENTS**

PIPE Ø	SLOPE	WALL	B	# / JTS.	SLOPE LGT.	½ CIRCUM.	SPECIAL #	QTY
48"	6:1	5"	11"	4 - 8'	24'-0"	91"	1	1 EA

ASTM C76 WALL B

48" 6:1 PR

4-8'



"A" IS THE CUT-TO-CUT ARC LENGTH AROUND THE OUTSIDE OF THE PIPE

N.T.S.

NOTE

1. SLOPE CUTS WILL BE ROUGH CUT APPROXIMATELY 2" WIDE.



CUSTOMER

PROJECT

LOCATION

DATE/BY

4/24/2017

JH

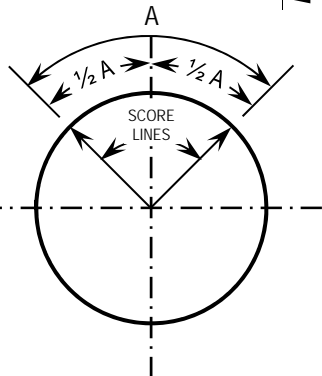
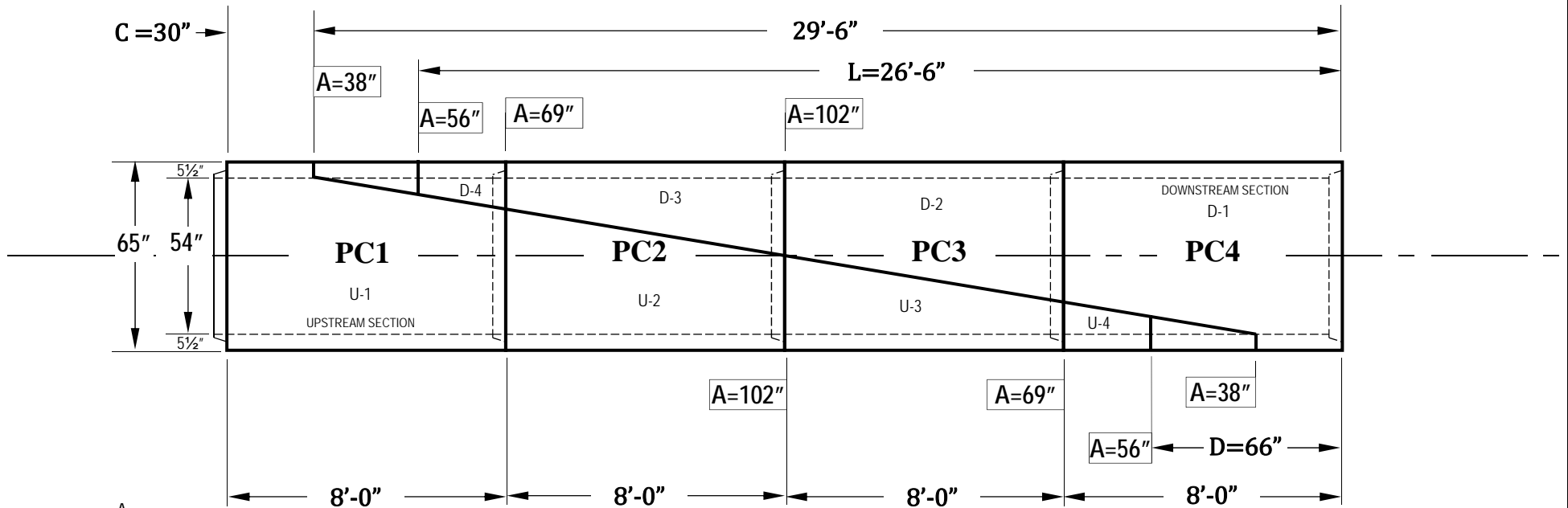
**MITERED REINFORCED CONCRETE PIPE
FOR TDOT TYPE II SAFETY END TREATMENTS**

PIPE Ø	SLOPE	WALL	B	# / JTS.	SLOPE LGT.	½ CIRCUM.	SPECIAL #	QTY
54"	6:1	5½"	11½"	4 - 8'	27'-0"	102"	1	1 EA

ASTM C76 WALL B

54" 6:1 PR

4-8'



"A" IS THE CUT-TO-CUT ARC LENGTH AROUND THE OUTSIDE OF THE PIPE

N.T.S.

NOTE

1. SLOPE CUTS WILL BE ROUGH CUT APPROXIMATELY 2" WIDE.